


RJ-100SC

Self-Contained Compactor



RJ-100SC

34 cu. yd. configuration pictured

RJ-100SC Features

- ▼ Qwik Clean tank
- ▼ Watertight P-Seal door enclosure system
- ▼ CYCON Life-Xtender Cyclic Control System
- ▼ Load from both ground and dock level

The Worldwide Compaction Leader

Marathon® Equipment is known throughout the world as one of the leading manufacturers of quality on-site waste compaction products. The RamJet® brand has been the industry standard for quality and innovation for more than 50 years and includes stationary and self-contained compactors, compaction containers, apartment and high-rise compactors, pre-crushers, auger-style compactors, transfer systems, and a wide array of options for virtually any application.

The RamJet logo consists of the word "RAMJET" in a bold, black, sans-serif font, followed by a stylized blue graphic of a ram's head in profile, facing right.











WASTE COMPACTORS



RJ-100SC Compactor

Overview

Perfect for:

-  Malls / Shopping Centers
-  Dairies
-  Large Restaurants
-  Cafeterias / Fast Food
-  Airline Food Service
-  Supermarkets
-  Food Processors
-  Theme Parks/Resorts
-  Hospitals/Institutions
-  Hotels

The RJ-100SC is perfect for weekly volumes of more than 100 cubic yards of wet or general waste materials.

Why Marathon Is the Preferred Choice

Marathon components are selected for longevity and minimum maintenance, with special attention given to the selection of highly sensitive components. Stress engineering provides the optimum degree of structural integrity. Only the best materials are used and the highest standards of quality are observed in the manufacturing process.

The Marathon RJ-100SC self-contained compactor/container makes handling wet or dry waste simple. It is easy to load from both the ground and dock levels. In addition, a hopper can be used to double or triple the loading capacity. Waste can be fed continuously while the unit is cycling. With over 18 tons of crushing power, the RJ-100SC will reduce refuse to a fraction of its original size. The universal double-end pickup and dock-friendly design make the RJ-100SC ideal for dock-fed applications. Other features include fire hose connections on each unit, hinge grease fittings, plus ground and guide rollers.



*Some images shown
with optional equipment*



For more information or to order, call 1-800-633-8974 or visit us at www.marathonequipment.com

WASTE COMPACTORS

RJ-100SC Series Compactor

Features



RJ-100SC Features

- ▼ Exclusive 35" x 60" feed opening to handle large, bulky items
- ▼ Continuous feeding capability — even while the compactor is operating
- ▼ Adaptable to special loading systems such as large-capacity hoppers, security chutes, total enclosures, and more
- ▼ Odor and pest control via the Marathon Ozone Odor Control option
- ▼ Easy loading from either ground or dock level
- ▼ Over 18 tons of crushing force to reduce refuse to a fraction of its former size, **saving valuable space and reducing landfill trips**
- ▼ Fire hose connection provided on each unit
- ▼ Factory testing to ensure leak-proof construction



Perfect for Tipper System Applications

The RJ-100SC is the perfect choice for applications requiring a tipper system. Bags of waste are put directly onto the tipper and dumped into the compactor. The self-contained compactor effectively solves spillage and leakage problems associated with conventional stationary compactors and containers.

Some applications require a high degree of security and sanitation. The RJ-100SC provides both. Waste is safely stored out of reach of scavengers. Sanitary conditions are enhanced even further with the optional Marathon Ozone Odor Control System, which destroys odor-producing bacteria by molecular reaction.



Available with Bayne Thinline Cart Lifter

If equipped with an integral cart lifter, the RJ-100SC offers an economical and safety conscious solution for a wide variety of waste material handling applications.

Bayne® Thinline® cart lifters work with standard 2-bar roll-out carts and can lift up to 750 lbs. Lifter has a powder-coated finish so it can stand up to the elements and be easily cleaned.



For more information or to order, call 1-800-633-8974 or visit us at www.marathonequipment.com

WASTE COMPACTORS



RJ-100SC Series Compactor

The perfect compactor for high volume wet waste

- ▼ Large 35" x 60" Feed Opening
- ▼ Full Door Seal with P-Seal
- ▼ Bubble Gate with Auto Relatch and Double-Hinge Door
- ▼ Qwik Clean Tank
- ▼ Cycon Life-Xtender Cyclic Control

P-Seal Watertight Closure

The P-shaped Door Seal is specially designed for portable compaction containers to provide a superior watertight closure. The mounting is engineered for quick and easy installation when replacement is necessary, requiring no field fitting, cutting, or welding.

Double-Hinge with Bronze Bushing

Every RJ-100SC is tested for watertightness before leaving the factory. Liquid retention is ensured by the incredible Double-Hinge. It creates uniform seal compression while eliminating the seal "scrubbing" and damage so often encountered with competitive designs. The Double-Hinge also saves expensive driver and truck time because only one easy-to-operate ratchet is required to make it work.

Auto Relatch

The ultimate in latch systems, the Marathon "Auto Relatch" eliminates the need to hold the door while operating the latch ratchet. This design enables the operator to use both hands on the ratchet.

Bubble Gate

The innovative "Bubble Gate" adds a full cubic yard to container capacity. Superior compaction ratios result from its special curved shape. These two unique benefits reduce costs of disposal.

Ram Guide System

The packing ram is supported by specially formulated cast-iron shoes which ride on replaceable wear strips. This exclusive design protects the charge-box floor from the full force of the packing ram, extending its life and dramatically reducing compaction-robbing friction.



For more information or to order, call 1-800-633-8974 or visit us at www.marathonequipment.com

RJ-100SC Series Compactor

Features



Remote Power Pack


Separate from the compactor/container, the Marathon Remote Power Pack remains free of damage caused during hauling to and from disposal sites and free of problems caused by landfill dust. There are no electrical connections to make or break, two simple-to-use, hydraulic quick disconnects couple the power unit to the packing head.

All Marathon Remote Power Packs are built in-house to our quality standards and each unit must pass a series of stringent tests before it can be shipped with the selected compactor.



Optional Doghouse

An optional doghouse offers a totally enclosed charge box with heavy-duty latches.



Qwik Clean Tank Feature

The Qwik Clean® tank feature, standard on all RJ-100SC compactors, funnels any liquid seepage which can occur during compaction into an enclosed area underneath the charge box floor. The liquid is automatically discharged at the disposal site, in effect flushing the container and the area behind the ram. The 12" high, up to 750-gallon capacity sump area is designed to provide easier hook access for roll-off drivers.




Cycon Life-Xtender Cyclic Control System

Standard on all RJ-100SC Compactors

- ▼ Reliable, solid-state circuitry eliminates all pressure and limit switches
- ▼ The Cycon Life-Xtender no-shock cycle control extends cylinder and hose wear life
- ▼ Automatic "container full assurance system" — the ram dwells against the load at full pressure, resulting in better compaction
- ▼ Smoother running, quieter operation
- ▼ Advanced hydraulic design enables the system to operate at minimum pressure levels until the need for more pressure is automatically sensed
- ▼ More accurate Advanced Warning or Container Full options
- ▼ Superior cold-weather performance

RJ-100SC Series Compactor

Features



StreamLine Option

The StreamLine[®] option enables excess liquid to be drained from the container, reducing net payload weight and significantly reducing hauling costs. Liquid is routed to four interconnected 4" drain outlets located at each corner of the StreamLine[®] unit. Connection can be made to a hose, piping, or a pump.

* Do not discharge onto ground or into storm-water drains. Always ensure liquid wastes are managed in compliance with applicable laws.



Qwik Clean Door

The Qwik Clean[®] door on the packer end makes cleaning out behind the ram in cylinder area a snap. The door has miniature hinges, a door seal, and a ratchet binder.

Compactor Fundamentals

Eight simple items to consider when choosing the perfect compactor for your application:

- 1 **Recyclables** — Is there sufficient volume of recyclable materials to warrant more than one compaction system or is recycling mandatory?
- 2 **Size of Waste** — Is the Feed (Clear Top) Opening large enough to accommodate the largest items without bridging?
- 3 **Safety Standards** — Does the installation comply with recommended ANSI standards? Is there an access interlock switch on chute or hopper doors and gates? Is a "momentary contact" control required?
- 4 **Power Source** — Is adequate power available? Three or single phase?
- 5 **Convenience** — Is the compactor located for easiest use? Loading height? Can a hopper, doghouse, (charge box enclosure) or cart dumping system improve convenience? Can value be added (building or employee security) by loading through the wall? Would an Ozone Odor Control System solve odor or pest control problems?
- 6 **Volume of Waste Generated** — Will the compactor be adequate to handle the volume generated during the peak load periods?
- 7 **Location** — Does, or can, the waste flow to one central point?
- 8 **Available Space** — Is there space for the Compaction System and maneuvering room for collection trucks? Is there adequate overhead clearance? Is there compatibility with the collection truck?
- ? **Have Questions?** If you have any questions or need assistance with your compaction needs, please call **1-800-633-8974** and speak to a specialist. We are here to help!



Marathon® Equipment is pleased to announce the release of our updated Warranty Coverage program. This warranty will take effect and be applicable on all products sold on or after June 1st, 2021. Note that this warranty plan is not retroactive to products sold prior to June 1st, 2021.

Our existing Signature Series Warranty, Compactor Warranty, and Auger Warranties have been combined into a new Compaction Solutions Warranty. The Compaction Solutions Warranty includes **3-years structural warranty, 2-years part warranty, and 1-year labor warranty.**

To learn more, visit: www.marathonequipment.com/warranty



Connected
Collections®

1 BACK-OF-STORE CONNECTED ASSET SOLUTIONS



Focus on the front of the store, we've got the back.

The ultimate solution for peace of mind, efficiency, and productivity.

Marathon provides a full suite of value-added needs.

New and Marathon® Certified Remanufactured compactors and balers, digital connectivity, and waste stream monitoring to minimize your waste-related expenses and maximize recycling revenue.

Digital connectivity enables asset monitoring, assists with predictive maintenance, and connection to hauler operations.

Partnership with Marathon supports your long-term sustainability objectives - and provides documentary evidence of your performance.

All the information you need at the tips of your fingers.

3rd Eye provides a complete dashboard view of the waste and recycling programs for your entire enterprise.

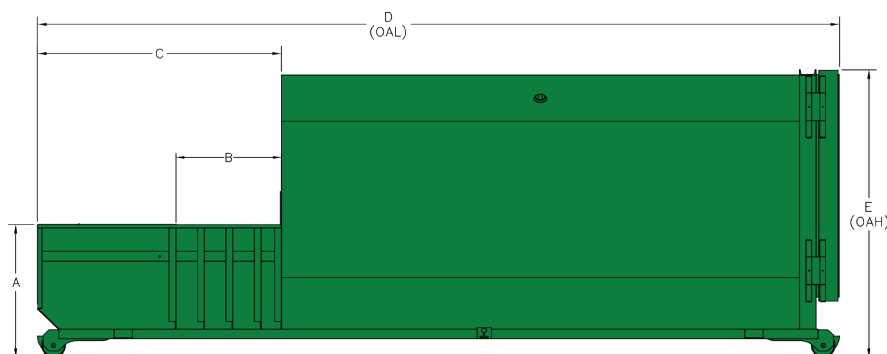
RJ-100SC

Dimensions & Specifications

Specifications		
Clear-Top Opening (L x W)	35" x 60"	889mm x 1524mm
Performance Characteristics		
Cycle Time	37 seconds	
Total Nominal Force	36,300 lbs.	161 kN
Total Maximum Force	45,200 lbs.	201 kN
Normal Ram-Face Pressure	20.9 psi	144 kPa
Maximum Ram-Face Pressure	25.9 psi	179 kPa
Ram Penetration	6.5"	165mm
Electrical Equipment		
Electric Motor 3/60/230-460	10 hp	7.5kW
Electric Control Voltage	120 VAC	
Panel-Box Assembly		
All Circuits Fused	3-Button Controls: Keylock Start, Stop, Reverse	
Hydraulic Equipment		
Hydraulic Pump	10 gpm	38 L/min
Normal Pressure	1,850 psi	128 bar
Maximum Pressure	2,300 psi	159 bar
Hydraulic Cylinder - Bore	5"	127mm
Rod	2 1/2"	64mm
Stroke	42"	1057mm

RJ-100SC	A	B	C	D	E	Weight
15 Cu. Yd.	48"	38 5/8"	88 1/8"	15' 11 5/16"	89"	7,685 lbs.
	1219mm	981mm	2238mm	4885mm	2286mm	3486 kg
20 Cu. Yd.	48"	38 5/8"	88 1/8"	19' 7 7/16"	89"	8,370 lbs.
	1219mm	981mm	2238mm	5802mm	2286mm	3797 kg
25 Cu. Yd.	48"	38 5/8"	88 1/8"	19' 6 11/16"	104"	8,947 lbs.
	1219mm	981mm	2238mm	5961mm	2642mm	4058 kg
30 Cu. Yd.	48"	38 5/8"	88 1/8"	22' 1 3/16"	104"	9,400 lbs.
	1219mm	981mm	2238mm	6736mm	2642mm	4273 kg
34 Cu. Yd.	48"	38 5/8"	88 1/8"	24' 2"	104"	9,900 lbs.
	1219mm	981mm	2238mm	7366mm	2642mm	4500 kg

Pictures and mechanical diagrams in this literature are illustrative only and may not be to scale. Specifications are subject to change without notice in order to accommodate improvements to the equipment. Certified in compliance with ANSI standard Z245.2 and all applicable OSHA Regulations. Products must be used only by trained operators in accordance with the Operator Manual, as well as applicable regulations, laws, and ANSI standards.



Dimensions not shown: 8' 4 1/8" (2543mm) Overall Width

Ground Roller Widths:

61 7/8" (1569mm) Inside Rollers
67 3/8" (1712mm) Roller Centers
72 7/8" (1851mm) Outside Rollers

We're Here To Help!

For detailed specifications, recommendations, or to request a site survey comparing various systems, contact the Marathon Customer Care team at: **800.633.8974**

Authorized Dealer:



Marathon Equipment Company | P.O. Box 1798 | Vernon, AL 35592-1798

Learn more about Marathon Equipment: 800.633.8974 | www.marathonequipment.com

© 2025 Marathon Equipment Company. All rights reserved.