

STATIONARY COMPACTORS




RJ-275 & RJ-275XHD

Stationary Compactors



RJ-275 Features

- ▼ *Compaction for commercial and industrial applications*
- ▼ *Side-mounted and remote power units simplify operation and maintenance*
- ▼ *Up to 92,300 pounds of force*
- ▼ *Heavy-duty construction for durability and long life*



RJ-275



RJ-275XHD

The Worldwide Compaction Leader

Marathon® Equipment is known throughout the world as one of the leading manufacturers of quality on-site waste compaction products. The RamJet® brand has been the industry standard for quality and innovation for more than 50 years, and includes stationary and self-contained compactors, compaction containers, apartment and high-rise compactors, pre-crushers, auger-style compactors, transfer systems, and a wide array of options for virtually any application.



**Environmental
Solutions Group®**

RJ-275 & RJ-275XHD Compactor

Overview

Perfect for:



Malls



Light Industrial and Heavy Commercial Applications



Distribution Centers



Warehouses



Shopping Centers



Side-Mounted Power Unit

The RJ-275 features a side-mounted power unit for convenience and ease-of-maintenance. It eliminates the need to go inside the compactor for most repairs.



Remote Power Unit

The RJ-275XHD uses a remote power unit with controls that are key-operated and fully automatic. The heavy-duty push-button controls are contained in a weatherproof NEMA 4 enclosure.

Why Marathon Equipment Is the Preferred Choice

Marathon-brand components are selected for longevity and minimum maintenance, with special attention given to the selection of high-duty cycle components. Stress engineering provides the optimum degree of structural integrity. Only the best materials are used and the highest standards of quality are observed in the manufacturing process.

RJ-275 Stationary Compactor

The Marathon RamJet RJ-275 is the best 2.5 yd³ capacity compactor value. Built for reliable performance in commercial and light industrial applications, it effectively reduces solid-waste material to a fraction of its original size. It features a 60-second cycle time and a powerful 55,100 lbs. of compaction force.

Engineered For Durability

The RJ-275 is stress engineered for durability, with added strength where it belongs. The 1/2" charge box floor is reinforced with five heavy-duty steel channels, the 1/2" plate ram face is backed with 10" plus 6" structural channels, and the sides are extra rugged and reinforced for strength and durability.

RJ-275XHD Hi-Force Heavy Duty Stationary Compactor

The Marathon RamJet RJ-275XHD produces up to 92,300 lbs. of force assuring top performance in heavy commercial and industrial applications. The RJ-275XHD is unique from other compactors in its class, providing a large 60" wide by 52" long clear-top opening and a 33" deep charge box – a convenient feature at peak loading times or when compacting bulky items.

Heavy-Duty Design

The RJ-275XHD is stress engineered for durability, with added strength where it belongs. The 1/2" charge box floor is reinforced with heavy-duty steel channels, the 3/4" steel plate ram face is backed with structural channels, and extra rugged reinforced sides.

- ▼ Dual controls, ozone odor-control system, hoppers, and many other options are also available, as well as a full line of compaction containers.
- ▼ Chutes can be constructed to meet individual specifications and needs. They reduce the risk of valuable merchandise or tool pilferage by eliminating the user's ability to hide items in the trash in order to recover them later from the waste receptacle.

STATIONARY COMPACTORS



RJ-275 Compactor

Overview



Ram Guide System

The packing ram is supported by specially formulated cast iron shoes which ride on replaceable wear strips. This exclusive design protects the charge box floor from the full force of the packing ram, extending its life and dramatically reducing compaction-robbing friction.

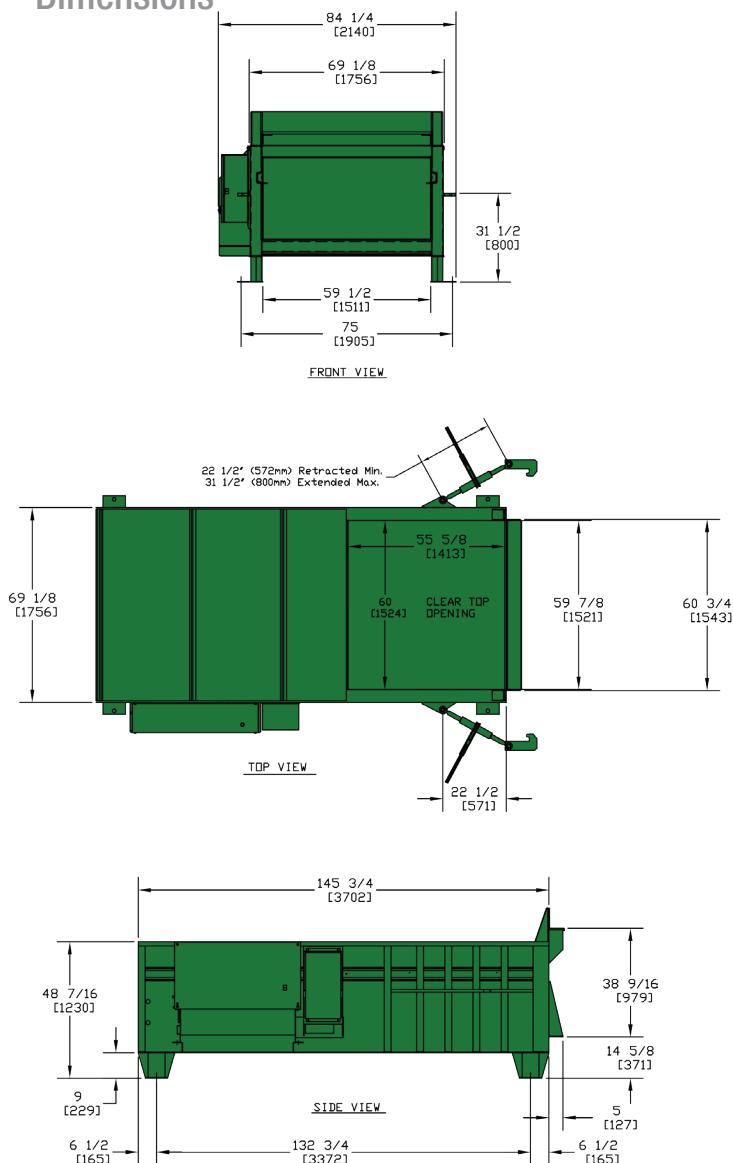


Control Station

The RJ-275 and RJ-275XHD feature an advanced, simplified three-button control system. It is key-operated, fully automatic and contained in a weatherproof NEMA 4 enclosure. Connected to the power pack with 13' (3.96m) of conduit, the controls can be located for operator convenience.

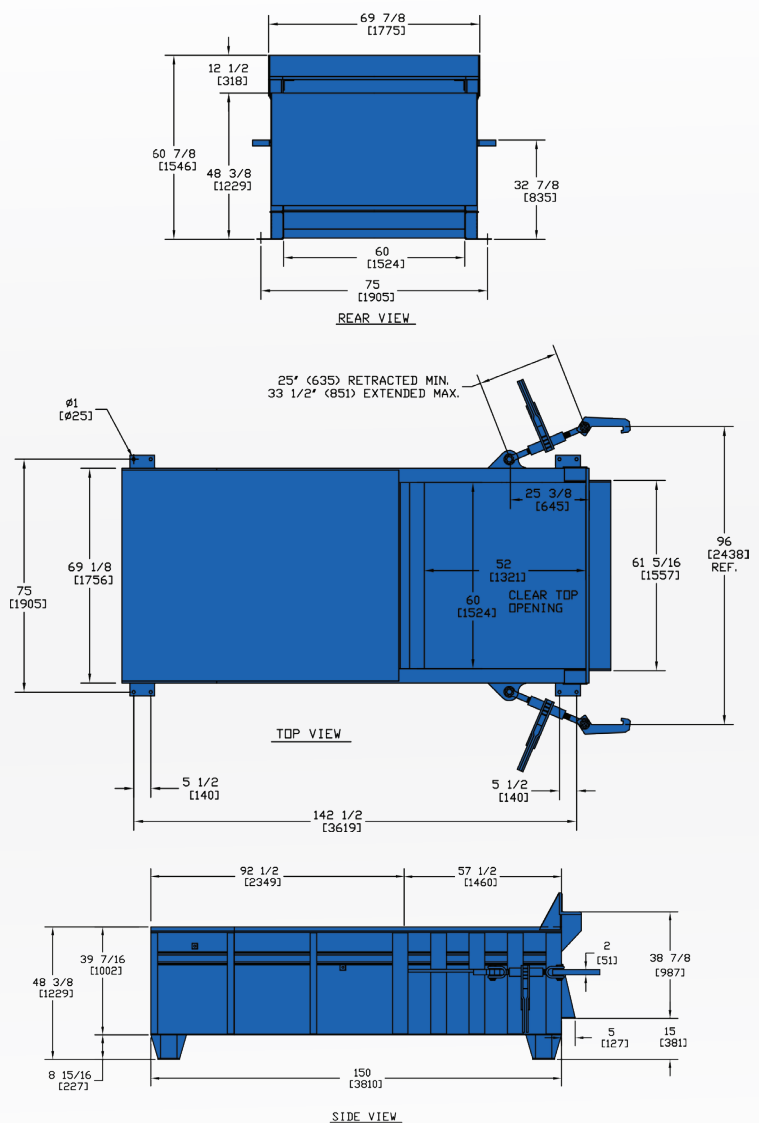
RJ-275

Dimensions



RJ-275XHD

Dimensions



Pictures and mechanical diagrams in this literature are illustrative only and may not be to scale. Specifications are subject to change without notice in order to accommodate improvements to the equipment. Certified in compliance with ANSI standard Z245.2 and all applicable OSHA Regulations. Products must be used only by trained operators in accordance with the Operator Manual, as well as applicable regulations, laws, and ANSI standards.



For more information or to order, call 1-800-633-8974 or visit us at www.marathonequipment.com

RJ-275 & RJ-275XHD

Dimensions and Specifications

Specifications	RJ-275		RJ-275XHD	
Clear Top Opening (L x W)	53 1/2" x 60"	1359mm x 1524mm	52" x 60"	1321mm x 1524mm
Compactor Capacity	2.01 yd³	1.54 yd³	2.01 yd³	1.54 yd³
Ram-Face Size (W x H)	60" x 29"	1524mm x 737mm	60" x 30"	1524mm x 762mm
Compactor Weight	5,875 lbs.	2665 kg	7,900 lbs.	3583 kg
Performance Characteristics				
Cycle Time	59 sec.		51 sec.	
Total Normal Force	46,600 lbs.	207 kN	80,800 lbs.	359 kN
Total Maximum Force	55,100 lbs.	245 kN	92,300 lbs.	411 kN
Normal Ram-Face Pressure	26.8 psi	185 kPa	44.9 psi	310 kPa
Maximum Ram-Face Pressure	31.7 psi	218 kPa	51.3 psi	354 kPa
Ram Penetration	13"	330mm	14 1/2"	368mm
Electrical Equipment				
Electric Motor 3/60/208/230/460/575	10 hp	7.5 kW	15 hp	11.2 kW
Electric Control Voltage	120 VAC			
Standard Controls Include	Three-Push Button Station Keylock Start/Stop/Reverse			
Hydraulic Equipment				
Hydraulic Pump	13 gpm	49.2 L/min	13 gpm	49.2 L/min
Normal Pressure	1,650 psi	114 bar	2,100 psi	145 bar
Maximum Pressure	1,950 psi	134 bar	2,400 psi	165 bar
Hydraulic Cylinder(s)	1		1	
Bore	6"	152mm	7"	178mm
Rod	4"	102mm	4"	102mm
Stroke	68"	1727mm	68"	1727mm

Pictures and mechanical diagrams in this literature are illustrative only and may not be to scale. Specifications are subject to change without notice in order to accommodate improvements to the equipment. Certified in compliance with ANSI standard Z245.2 and all applicable OSHA Regulations. Products must be used only by trained operators in accordance with the Operator Manual, as well as applicable regulations, laws, and ANSI standards.

Remote Monitoring

Remote Monitoring Systems can be added to the RJ-275 and RJ-275XHD as well as to many of our other most popular compactors. For information about adding remote monitoring, please contact your Marathon salesperson.



Marathon Equipment Company | P.O. Box 1798 | Vernon, AL 35592-1798

Learn more about Marathon Equipment: **800.633.8974** | www.marathonequipment.com

© 2025 Marathon Equipment Company. All rights reserved.