

## V-6030 HD

### Vertical Baler

#### **Innovative. Reliable. Simple To Use & Maintain**

Marathon<sup>®</sup> Vertical Balers feature many innovations for ease-of-use and maintenance-friendly access. Features such as the side-mounted power unit, front-facing panel box, and redundant feed-gate interlock system, all add up to a reliable baler for years of trouble-free recycling.



#### HD Vertical Baler Features

- ▼ Easy to use
- ▼ Maintenance-friendly
- ▼ Bale weights of up to 1,100 lbs.
- ▼ Side-mounted hydraulic power unit
- ▼ Front-facing panel box
- ▼ Redundant feed-gate interlock
- ▼ Customizable with many options














# HEAVY-DUTY INDUSTRIAL BALERS



## V-6030 HD Vertical Baler

*Perfect for:*

-  Shopping Plazas
-  Hospitals
-  Supermarkets
-  Hotels
-  Schools
-  Paper Converters
-  Paper Stock Dealers
-  MRF's/Recycling Centers
-  Retailers
-  Distribution Centers
-  Manufacturing Plants



Fixed retainer teeth on the door and rear of the baler reduce material springback.


The baler can also be equipped with optional features that add even more efficiency and ease-of-use. An automatic bale ejector that activates when the bale door is opened is available. The ejector does not extend beyond the wire guides, enabling the unit to be placed directly against a wall. Wire guides eliminate the need to go behind the baler, allowing for a complete front tie-off to be performed in front of the unit. The optional "Bale Made" light illuminates when a bale is made, notifying the operator when the bale is ready for ejection. A lockable electrical disconnect can be added for local Lock-Out/Tag-Out.

For more information or to order, call 1-800-633-8974 or visit us at [www.marathonequipment.com](http://www.marathonequipment.com)



## V-6030 HD


### Features




A redundant interlock system is incorporated into the feed-gate switch.



Platen features replaceable high-density polyethylene guides to absorb side thrust, as well as replaceable cast iron shoes.




The standard chain bale ejector is manually set after the bale door is opened.



An optional automatic bale ejector is also available. It is actuated when the bale door is opened.



Standard controls: Key Lock On/Off Auto Cycle, Emergency Stop, and Platen Raise/Lower. Baler Ready light indicates the unit is operational. Shown with optional "Bale Made" light and electrical disconnect.



Panel box features a programmable "smart" relay control system that disables the baler if there is an attempt to override the interlocks. It also adds diagnostic and trouble-shooting capabilities.



An automatic feed-gate opens at the end of each cycle as the platen is retracted.



The side-mounted, self-contained power unit is convenient for maintenance and servicing. Front opening control panel eliminates the need for 48" side clearance as required by NEC standards.

## V-6030 HD

### Optional Features

- ▼ "Bale Made" Light
- ▼ Electrical Disconnect Switch
- ▼ Oil Heater
- ▼ Automatic Bale Ejector
- ▼ Single-Phase Power Unit
- ▼ Front Tie-Off System



Wire Guides and Auto Eject



"Bale Made" Light



Lockable Disconnect

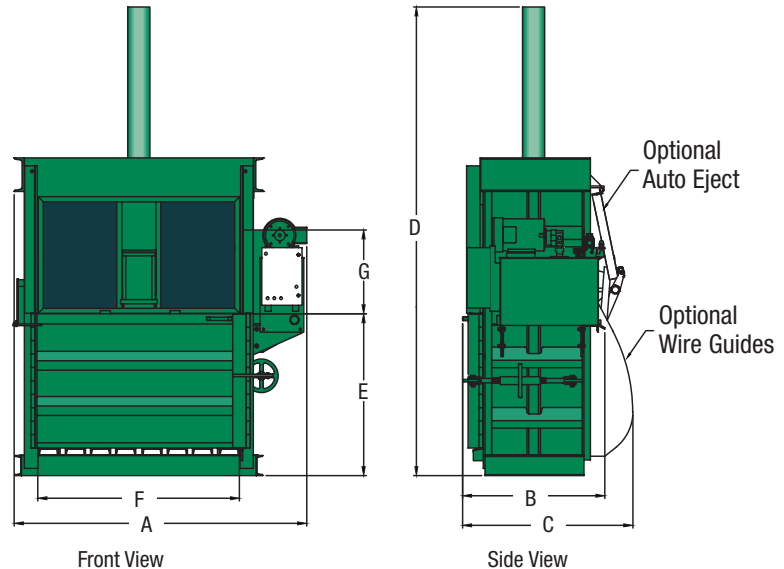
## V-6030 HD

### Vertical Baler

#### Dimensions and Specifications

Specifications		
Cylinder (bore, rod, stroke)	6" x 3.5" x 48"	152mm x 89mm x 1219mm
Pump Flow (gear pump)	10.5 gpm	39.7 lpm
Motor	10 hp (1,460 rpm)	7.46 kW
System Pressure	2,000 psi	137.9 bar
Maximum System Pressure	2,200 psi	151.7 bar
Platen Force	62,200 lbs.	277 kN
Platen-Force Pressure	37 psi	255 kPa
Cycle Time	56 seconds	
Unit Weight	4,800 lbs.	2177 kg
Electrical Equipment		
Electrical	208/230/460 3-phase	
Electrical control voltage	120 VAC	
OFF/ON Security Key Switch; 3-Position Selector Switch; EMERGENCY STOP Button; IEC Motor Starter and Overload, Programmable Smart Relay UL® and CUL® listed		
Bale Size Data		
Bale Size (W x D x H)	60" x 30" x 48"	1524mm x 762mm x 1219mm
Bale Volume	50 ft³	1.42 m³
Bale Weight (OCC)	Up to 1,100 lbs.	499 kg
Number of Bale Ties	Chain Eject Model: (5) 14 ga. x 14' L	
	Automatic Eject Model: (6) 14 ga. x 14' L	
Structural Information		
Body Side Plates	7 Ga.	
Body Floor	7 Ga. floor plate, 6" (152 mm) structural channel	
Floor Structure	6" (152mm) structural channel	
Top Cylinder Supports	Heavy 8" (203mm) structural channel integrated into main frame of 8" (203mm) 11.5" structural channel and 1" x 10" (25mm x 254mm) plate beam with 1" (25mm) pinning plate	
Platen Face	1/4" (6mm) plate, 6" (152mm) structural channels and tubes	
Bale Door	7 ga. door plate, 4" x 4" structural tube-top rail	
Ejector	Manually engaged, chain type / Optional Auto-Eject	
Paint	Primer bottom coat; industrial grade top coat, low VOC, high solids	

#### V-6030 HD Dimensions



V-6030 HD Dimensions		
(A) Overall Width	88 15/16"	2259mm
(B) Overall Depth	44 7/16"	1129mm
(C) Overall Depth (w/optional wire guides)	52 1/2"	1333mm
(D) Overall Height	140"	3556mm
(E) Feed Height	48 1/4"	1226mm
(F) Feed Opening Width	60"	1524mm
(G) Feed Opening Height	25"	635mm
(H) Bale Door Clearance	58 3/4"	1492mm

Pictures and mechanical diagrams in this literature are illustrative only and may not be to scale. Specifications are subject to change without notice in order to accommodate improvements to the equipment. Certified in compliance with ANSI standard Z245.2 and all applicable OSHA Regulations. Products must be used only by trained operators in accordance with the Operator Manual, as well as applicable regulations, laws, and ANSI standards.

#### We're Here To Help!

For detailed specifications, recommendations, or to request a site survey comparing various systems, contact the Marathon Customer Care team at: **800.633.8974**

#### Authorized Dealer:



Marathon Equipment Company | P.O. Box 1798 | Vernon, AL 35592-1798

Learn more about Marathon Equipment: **800.633.8974** | [www.marathonequipment.com](http://www.marathonequipment.com)